

Maximize this window
(Click at upper right)

Then use page down
to view the presentation

Or press PAGE DOWN once
and then press CTRL+W
to show it automatically!

What is WinLite?

- >WinLite is simply Windows 3.x
- >But Windows has been
slimmed down
- >So now it will fit on a floppy
diskette

>The batch files will create the floppy

>Just run them and see!

WINLITE © CAN BE USED FOR:

>On-the-Road Presentations to Clients and Automatic Slide Show Demonstrations

>Creating Multiple Windows Setups

>Making Windows easily portable

>Experimenting with Windows

TIPS ON USING WINLITE 1.0:

>Copy the floppy to a new directory on your hard disk and run WinLite from there

>Experiment freely -- you can't hurt your main Windows setup!

>Try out new software before installing it in your main Windows directory

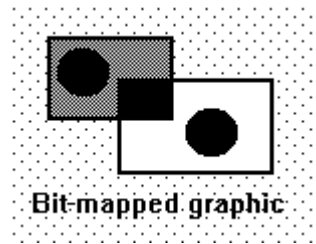
TIPS ON USING WINLITE 2.0:

>Install from floppy with INSTALL, then run from your hard disk

>Create a new floppy with any changes you've made using UPDATE.

>Use the Macro Recorder
Accessory to create looping slide
shows like this one

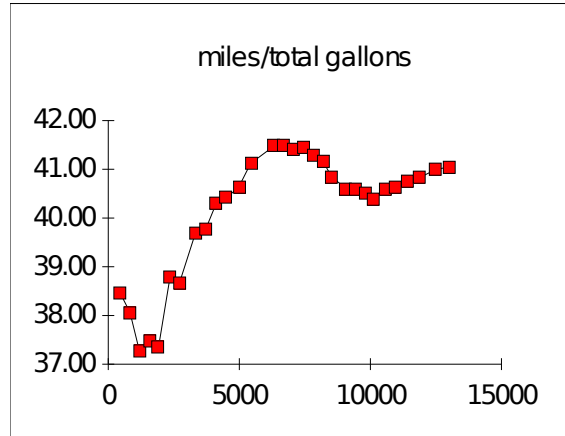
WinLite does graphics too!



In Living Black and White or Color

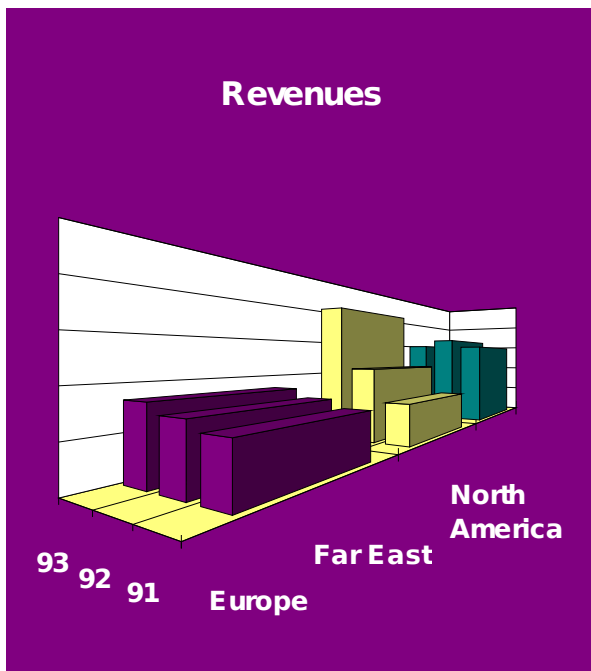
Don't Delay -- Get WinLite Today
(\$14.95)

You can even paste in graphs from
Excel:



Just put it on the Clipboard first!

WinLite's Sales are soaring...



So make Windows FUN again...

Get WinLite© from:

New Salem Research
West Main Street
New Salem MA 01355

Thanks for attending this
presentation!